


Installation



DD WOOD
ไม้บัวดีดงู

Skirting cornice


Caution: Avoid solvents base as thinner. Cause wood pattern may be damaged.




1 Measure the area that needs to be installed.



2 Cut according to the measured size.



3 Put glue in the wave pattern.



4 Install on the wall.